















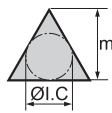

Turning · Drehen

Ceramic Inserts Code Key · ISO Kennzeichnung für Keramikschnidplatten

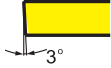
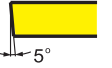

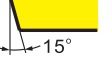





A


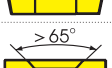

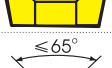


General Turning · Allgemeine Drehbearbeitung

Insert Shape / Schneidplattenform		
 A	 B	 C
 D	 E	 H
 K	 L	 M
 P	 S	 T
 V	 W	Others Z

Tolerance / Toleranzklasse							
							
Code	Tolerance	Incircle Tolerance ØI.C	Thickness S	Code	Tolerance	Tolerance ØI.C	Thickness S
A	±0.005	±0.025	±0.025	J	±0.005	±0.05-±0.13	±0.025
F	±0.005	±0.013	±0.025	K	±0.013	±0.05-±0.13	±0.025
C	±0.013	±0.025	±0.025	L	±0.025	±0.05-±0.13	±0.025
H	±0.013	±0.013	±0.025	M	±0.08-±0.18	±0.05-±0.13	±0.13
E	±0.025	±0.025	±0.025	N	±0.08-±0.18	±0.05-±0.13	±0.025
G	±0.025	±0.025	±0.13	U	±0.13-±0.38	±0.08-±0.25	±0.13

T N G A

Clearance angle of main cutting edge Freiwinkel der Hauptschneide			
code	angle / Winkel	code	angle / Winkel
A	 3°	B	 5°
C	 7°	D	 15°
E	 20°	F	 25°
G	 30°	N	 0°
P	 11°	O	Others

Insert type / Plattentyp		
Code	hole	Insert Section
N	No	
B	Yes	
C	Yes	
A	Yes	
W	Yes	
Q	Yes	
X	---	Special

Cutting edge length / Schneidenlänge (mm)						
Diameter of incircle (mm)	insert shape					
	C	D	S	T	V	W
3.97				06		
5.0				09		
5.56				09		
6.0				11	11	
6.35	06	07				
8.0						
9.525	09	11	09	16	16	06
10.0						
12.0						
12.7	12	15	12	22	22	08
15.875	16		15	27		
16.0		19				
19.05	19		19	33		
20.0						
25.0	25	25				
25.4			25			
31.75						
32						

Insert thickness / Dicke (mm)			
<p>the thickness means the distance, which between the highest part of cutting edge and insert bottom</p>			
code	Insert thickness	code	Insert thickness
02	2.38	06	6.35
T2	2.58	T6	6.75
03	3.18	07	7.94
T3	3.97	09	9.52
04	4.76	T9	9.72
T4	4.96	11	11.11
05	5.56	12	12.70
T5	5.95		

Nose radius Eckenradius	
code	Radius (mm)
00	no Radius
02	0.2
04	0.4
08	0.8
12	1.2
16	1.6
20	2.0
24	2.4
32	3.2
X	Others
Insert diameter Mo (metric)	Runde insert

12 04 08 T 020 20

Profile of cutting edges Schneidkantenausführung		
code		diagram
E	Honing Verrundung	
T	Chamfering Fase	
S	Chamfering Fase + Honing Verrundung	
F	Sharp edges Scharfe Kante	

width of chamfer Breite der Fase			
010	0.10	040	0.40
015	0.15	045	0.45
020	0.20	050	0.50
025	0.25	100	1.00
030	0.30	200	2.00
035	0.35		

angle of chamfer Winkel der Fase	
05	5°
10	10°
15	15°
20	20°
25	25°
30	30°

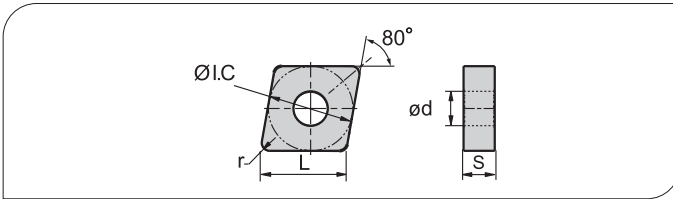
Turning · Drehen

Ceramic Inserts · Keramik WSP

A

General Turning · Allgemeine Drehbearbeitung

- Unfavorable Machining Condition
Ungünstige Bearbeitungsbedingungen
- Ideal Machining Condition
Gute Bearbeitungsbedingungen
- Normal Machining Condition
Normale Bearbeitungsbedingungen



Workpiece Material Werkstoffe	P Steel / Stahl				
	K Cast iron / Gusseisen				

Insert Shape Schneid- plattenform	Type · Typ	Dimension (mm) Abmessung					Grade · Sorte		
		L	I.C	S	d	r	CA1000	CN1000	CN2000
	CNGA120404T02020	12.9	12.7	4.76	5.16	0.4		●	
	CNGA120408T02020	12.9	12.7	4.76	5.16	0.8		●	
	CNGA120412T02020	12.9	12.7	4.76	5.16	1.2		●	
	CNGA120412T03020	12.9	12.7	4.76	5.16	1.2		○	
	CNGA160608T02020	16.1	15.875	6.35	6.35	0.8		○	
	CNGA160612T02020	16.1	15.875	6.35	6.35	1.2		●	
	CNGA160616T02020	16.1	15.875	6.35	6.35	1.6		●	

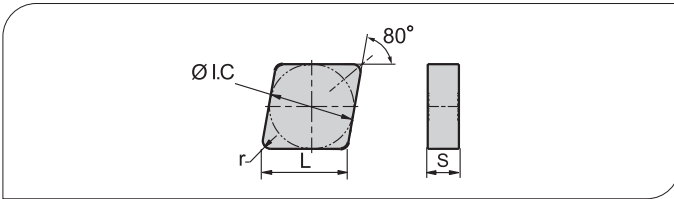
Tool Holder · Klemmhalter



Page · Seite A163 A170 A171 A228

● Ex Stock / ab Lager ○ On demand / auf Anfrage

- Unfavorable Machining Condition
Ungünstige Bearbeitungsbedingungen
- Ideal Machining Condition
Gute Bearbeitungsbedingungen
- Normal Machining Condition
Normale Bearbeitungsbedingungen



Workpiece Material Werkstoffe	P Steel / Stahl			
	K Cast iron / Gusseisen			

Insert Shape Schneid- plattenform	Type · Typ	Dimension (mm) Abmessung					Grade · Sorte		
		L	I.C	S	d	r	CA1000	CN1000	CN2000
	CNGN120404T02020	12.9	12.7	4.76	-	0.4	○	○	○
	CNGN120408T02020	12.9	12.7	4.76	-	0.8	●	●	●
	CNGN120412T02020	12.9	12.7	4.76	-	1.2	●	○	○
	CNGN120708T02020	12.9	12.7	7.94	-	0.8	○	○	●
	CNGN120712T02020	12.9	12.7	7.94	-	1.2	●	○	○
	CNGN120716T02020	12.9	12.7	7.94	-	1.6	○	○	○
	CNGN160408T02020	16.1	15.875	4.76	-	0.8	○		
	CNGN160412T02020	16.1	15.875	4.76	-	1.2	○	○	○
	CNGN160416T02020	16.1	15.875	4.76	-	1.6	○	○	○
	CNGN160612T02020	16.1	15.875	6.35	-	1.2	○	○	
	CNGN160616T02020	16.1	15.875	6.35	-	1.6	○	○	○

Tool Holder · Klemmhalter



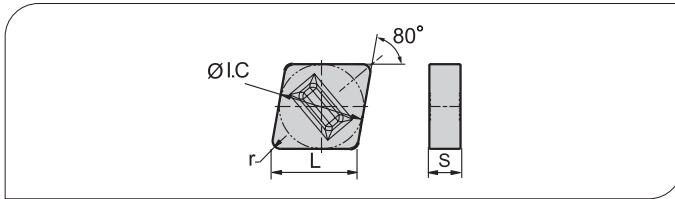
Turning · Drehen

Ceramic Inserts · Keramik WSP

A

General Turning · Allgemeine Drehbearbeitung

- Unfavorable Machining Condition / Ungünstige Bearbeitungsbedingungen
- Ideal Machining Condition / Gute Bearbeitungsbedingungen
- Normal Machining Condition / Normale Bearbeitungsbedingungen



Workpiece Material / Werkstoffe	P Steel / Stahl			
	K Cast iron / Gusseisen			

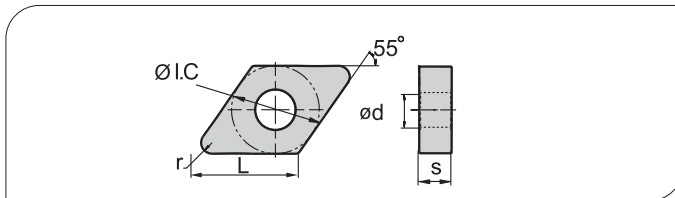
Insert Shape / Schneidplattenform	Type · Typ	Dimension (mm) / Abmessung					Grade · Sorte		
		L	I.C	S	d	r	CA1000	CN1000	CN2000
	CNGX120712T02020	12.9	12.7	7.94	-	1.2		●	
	CNGX120716T02020	12.9	12.7	7.94	-	1.6		●	

Tool Holder · Klemmhalter



Page · Seite A220

- Unfavorable Machining Condition / Ungünstige Bearbeitungsbedingungen
- Ideal Machining Condition / Gute Bearbeitungsbedingungen
- Normal Machining Condition / Normale Bearbeitungsbedingungen



Workpiece Material / Werkstoffe	P Steel / Stahl			
	K Cast iron / Gusseisen			

Insert Shape / Schneidplattenform	Type · Typ	Dimension (mm) / Abmessung					Grade · Sorte		
		L	I.C	S	d	r	CA1000	CN1000	CN2000
	DNGA150604T02020	15.5	12.7	6.35	5.16	0.4		●	
	DNGA150608T02020	15.5	12.7	6.35	5.16	0.8		●	
	DNGA150612T02020	15.5	12.7	6.35	5.16	1.2		○	
	DNGA150616T02020	15.5	12.7	6.35	5.16	1.6		○	

Tool Holder · Klemmhalter



Page · Seite A164

A172

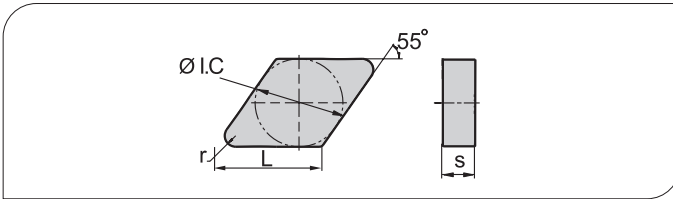
A173

A230

A231

- Ex Stock / ab Lager
- On demand / auf Anfrage

- Unfavorable Machining Condition
Ungünstige Bearbeitungsbedingungen
- Ideal Machining Condition
Gute Bearbeitungsbedingungen
- Normal Machining Condition
Normale Bearbeitungsbedingungen



Workpiece Material Werkstoffe	P Steel / Stahl	●			
	K Cast iron / Gusseisen	●	●	●	●

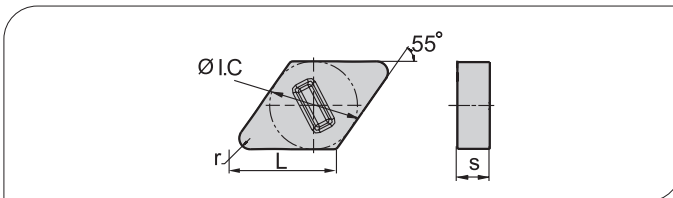
Insert Shape Schneid- plattenform	Type · Typ	Dimension (mm) Abmessung					Grade · Sorte		
		L	I.C	S	d	r	CA1000	CN1000	CN2000
	DNGN150408T02020	15.5	12.7	4.76	-	0.8	○		
	DNGN150412T02020	15.5	12.7	4.76	-	1.2	○		
	DNGN150704T02020	15.5	12.7	7.94	-	0.4	○	○	○
	DNGN150708T02020	15.5	12.7	7.94	-	0.8	●	○	○
	DNGN150712T02020	15.5	12.7	7.94	-	1.2	○	○	○
	DNGN150716T02020	15.5	12.7	7.94	-	1.6	○		

Tool Holder · Klemmhalter



Page · Seite A217

- Unfavorable Machining Condition
Ungünstige Bearbeitungsbedingungen
- Ideal Machining Condition
Gute Bearbeitungsbedingungen
- Normal Machining Condition
Normale Bearbeitungsbedingungen



Workpiece Material Werkstoffe	P Steel / Stahl	●			
	K Cast iron / Gusseisen	●	●	●	●

Insert Shape Schneid- plattenform	Type · Typ	Dimension (mm) Abmessung					Grade · Sorte		
		L	I.C	S	d	r	CA1000	CN1000	CN2000
	DNGX150712T02020	15.5	12.7	7.94	-	1.2		●	
	DNGX150716T02020	15.5	12.7	7.94	-	1.6		●	

Tool Holder · Klemmhalter



Page · Seite A220

● Ex Stock / ab Lager ○ On demand / auf Anfrage

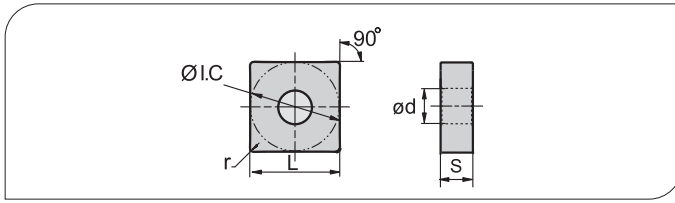
Turning · Drehen

Ceramic Inserts · Keramik WSP

A

General Turning · Allgemeine Drehbearbeitung

- Unfavorable Machining Condition / Ungünstige Bearbeitungsbedingungen
- Ideal Machining Condition / Gute Bearbeitungsbedingungen
- Normal Machining Condition / Normale Bearbeitungsbedingungen



Workpiece Material / Werkstoffe	P Steel / Stahl				
	K Cast iron / Gusseisen				

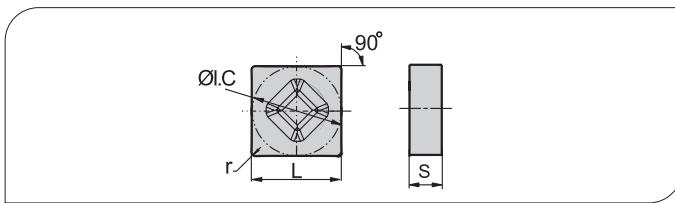
Insert Shape / Schneidplattenform	Type · Typ	Dimension (mm) / Abmessung					Grade · Sorte		
		L	I.C	S	d	r	CA1000	CN1000	CN2000
	SNGA120404T02020	12.7	12.7	4.76	5.16	0.4		○	
	SNGA120408T02020	12.7	12.7	4.76	5.16	0.8		●	
	SNGA120412T02020	12.7	12.7	4.76	5.16	1.2		●	
	SNGA120412T03020	12.7	12.7	4.76	5.16	1.2		○	
	SNGA120416T02020	12.7	12.7	4.76	5.16	1.6		○	
	SNGA120416T03020	12.7	12.7	4.76	5.16	1.6		○	

Tool Holder · Klemmhalter



Page · Seite A165 A174 A175 A176 A177 A233

- Unfavorable Machining Condition / Ungünstige Bearbeitungsbedingungen
- Ideal Machining Condition / Gute Bearbeitungsbedingungen
- Normal Machining Condition / Normale Bearbeitungsbedingungen



Workpiece Material / Werkstoffe	P Steel / Stahl				
	K Cast iron / Gusseisen				

Insert Shape / Schneidplattenform	Type · Typ	Dimension (mm) / Abmessung					Grade · Sorte		
		L	I.C	S	d	r	CA1000	CN1000	CN2000
	SNGX120708T02020	12.7	12.7	7.94	-	0.8		○	
	SNGX120712T02020	12.7	12.7	7.94	-	1.2		○	
	SNGX120716T02020	12.7	12.7	7.94	-	1.6		●	

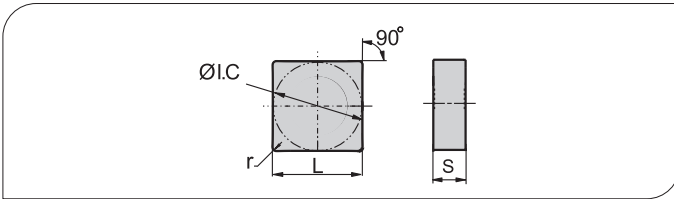
Tool Holder · Klemmhalter



Page · Seite A221

- Ex Stock / ab Lager
- On demand / auf Anfrage

- Unfavorable Machining Condition
Ungünstige Bearbeitungsbedingungen
- Ideal Machining Condition
Gute Bearbeitungsbedingungen
- Normal Machining Condition
Normale Bearbeitungsbedingungen



Workpiece Material Werkstoffe	P Steel / Stahl	●			
	K Cast iron / Gusseisen	●	●	●	●

Insert Shape Schneid- plattenform	Type · Typ	Dimension (mm) Abmessung					Grade · Sorte		
		L	I.C	S	d	r	CA1000	CN1000	CN2000
	SNGN090308T01020	9.525	9.525	3.18	-	0.8	○		
	SNGN090312T01020	9.525	9.525	3.18	-	1.2	○		
	SNGN120404T02020	12.7	12.7	4.76	-	0.4	○		
	SNGN120408T02020	12.7	12.7	4.76	-	0.8	●	●	○
	SNGN120412T02020	12.7	12.7	4.76	-	1.2	●	●	●
	SNGN120412T03020	12.7	12.7	4.76	-	1.2		○	
	SNGN120416T02020	12.7	12.7	4.76	-	1.6	○	○	○
	SNGN120704T02020	12.7	12.7	7.94	-	0.4	●		
	SNGN120708T02020	12.7	12.7	7.94	-	0.8	○	○	●
	SNGN120712T02020	12.7	12.7	7.94	-	1.2	●	●	○
	SNGN120716T02020	12.7	12.7	7.94	-	1.6	●		●
	SNGN150708T02020	15.875	15.875	7.94	-	0.8	○		
	SNGN150712T02020	15.875	15.875	7.94	-	1.2	●	○	○
	SNGN150716T02020	15.875	15.875	7.94	-	1.6	●	○	○
	SNGN190708T03020	19.05	19.05	7.94	-	0.8	○		
	SNGN190712T03020	19.05	19.05	7.94	-	1.2	○		
	SNGN190716T03020	19.05	19.05	7.94	-	1.6	○		
	SNGN190724T03020	19.05	19.05	7.94	-	2.4	○		
	SNGN191024T04020	19.05	19.05	10.05	-	2.4	○		
	SNGN251024T10015	25.4	25.4	10.05	-	2.4	○		

Tool Holder · Klemmhalter






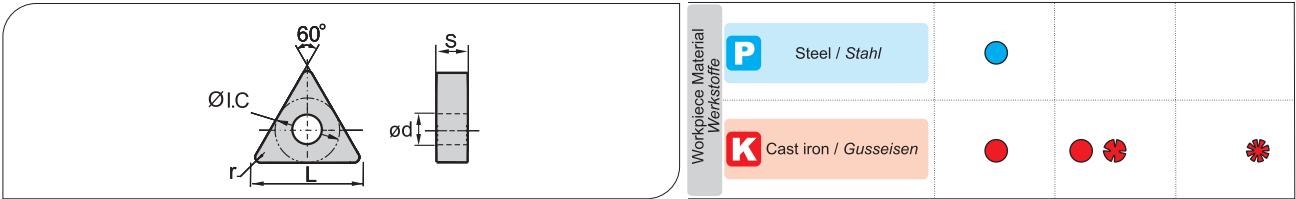
Turning · Drehen





Ceramic Inserts · Keramik WSP


A

General Turning · Allgemeine Drehbearbeitung

-  Unfavorable Machining Condition
Ungünstige Bearbeitungsbedingungen
-  Ideal Machining Condition
Gute Bearbeitungsbedingungen
-  Normal Machining Condition
Normale Bearbeitungsbedingungen



Workpiece Material Werkstoffe	P Steel / Stahl			
	K Cast iron / Gusseisen			




Insert Shape Schneid- plattenform	Type · Typ	Dimension (mm) Abmessung					Grade · Sorte		
		L	I.C	S	d	r	CA1000	CN1000	CN2000
	TNGA160404T01020	16.50	9.525	4.76	3.86	0.4		●	
	TNGA160408T02020	16.50	9.525	4.76	3.86	0.8		●	
	TNGA160412T02020	16.50	9.525	4.76	3.86	1.2		●	
	TNGA220408T02020	22.00	12.7	4.76	5.16	0.8		○	
	TNGA220412T02020	22.00	12.7	4.76	5.16	1.2		○	
	TNGA220416T02020	22.00	12.7	4.76	5.16	1.6		○	
	TNGA220416T03020	22.00	12.7	4.76	5.16	1.6		○	

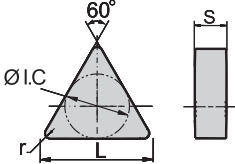
Tool Holder · Klemmhalter




Page · Seite A166 A178 A179 A180 A234

● Ex Stock / ab Lager ○ On demand / auf Anfrage

-  Unfavorable Machining Condition
Ungünstige Bearbeitungsbedingungen
-  Ideal Machining Condition
Gute Bearbeitungsbedingungen
-  Normal Machining Condition
Normale Bearbeitungsbedingungen



Workpiece Material Werkstoffe	P Steel / Stahl	●		
	K Cast iron / Gusseisen	●	● ●	●

Insert Shape Schneid- plattenform	Type · Typ	Dimension (mm) Abmessung					Grade · Sorte		
		L	I.C	S	d	r	CA1000	CN1000	CN2000
	TNGN160404T02020	16.50	9.525	4.76	-	0.4	○	○	○
	TNGN160408T02020	16.50	9.525	4.76	-	0.8	●	○	○
	TNGN160412T02020	16.50	9.525	4.76	-	1.2	●	○	●
	TNGN160708T02020	16.50	9.525	7.94	-	0.8	●	○	●
	TNGN160712T02020	16.50	9.525	7.94	-	1.2	○	○	○
	TNGN160716T02020	16.50	9.525	7.94	-	1.6	○	○	○
	TNGN220408T02020	22.00	12.7	4.76	-	0.8	○	○	○
	TNGN220412T02020	22.00	12.7	4.76	-	1.2	○	○	○
	TNGN220416T02020	22.00	12.7	4.76	-	1.6	○	○	○
	TNGN220712T02020	22.00	12.7	7.94	-	1.2	○	○	○
	TNGN220716T02020	22.00	12.7	7.94	-	1.6	○	○	○

Tool Holder · Klemmhalter






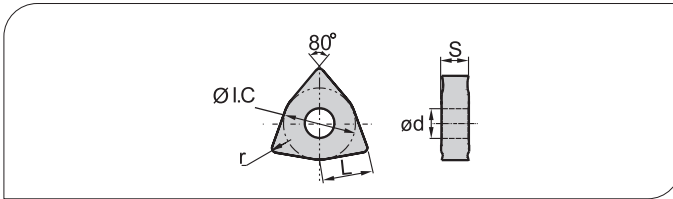
Turning · Drehen






Ceramic Inserts · Keramik WSP





A

General Turning · Allgemeine Drehbearbeitung

-  Unfavorable Machining Condition
Ungünstige Bearbeitungsbedingungen
-  Ideal Machining Condition
Gute Bearbeitungsbedingungen
-  Normal Machining Condition
Normale Bearbeitungsbedingungen



Workpiece Material Werkstoffe	P Steel / Stahl				
	K Cast iron / Gusseisen				

Insert Shape Schneid- plattenform	Type · Typ	Dimension (mm) Abmessung					Grade · Sorte		
		L	I.C	S	d	r	CA1000	CN1000	CN2000
	WNGA080408T02020	8.69	12.7	4.76	5.16	0.8			
	WNGA080412T02020	8.69	12.7	4.76	5.16	1.2			
	WNGA080416T02020	8.69	12.7	4.76	5.16	1.6			

Tool Holder · Klemmhalter

DWLN/L
Kr:95°



PWLN/L
Kr:95°






PWLN/L
Kr:95°

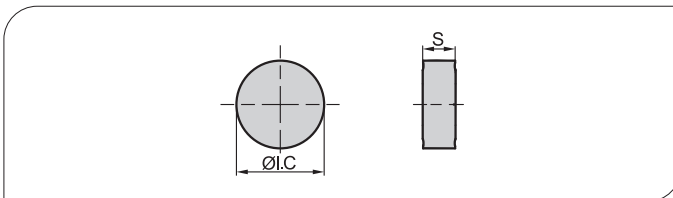







Page · Seite A169
















A181

A235

-  Unfavorable Machining Condition
Ungünstige Bearbeitungsbedingungen
-  Ideal Machining Condition
Gute Bearbeitungsbedingungen
-  Normal Machining Condition
Normale Bearbeitungsbedingungen



Workpiece Material Werkstoffe	P Steel / Stahl				
	K Cast iron / Gusseisen				

Insert Shape Schneid- plattenform	Type · Typ	Dimension (mm) Abmessung					Grade · Sorte		
		L	I.C	S	d	r	CA1000	CN1000	CN2000
	RNGN090400T02020	---	9.53	4.76	---	---			
	RNGN120400T02020	---	12.7	4.76	---	---			
	RNGN120700T02020	---	12.7	7.94	---	---			
	RNGN150700T02020	---	15.875	7.94	---	---			
	RNGN190700T03020	---	19.05	7.94	---	---			
	RNGN251000T05020	---	25.40	10.05	---	---			

Tool Holder · Klemmhalter

CRDNN



Page · Seite A219